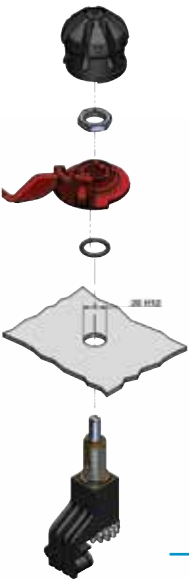


# MODEL 090



## Drive options




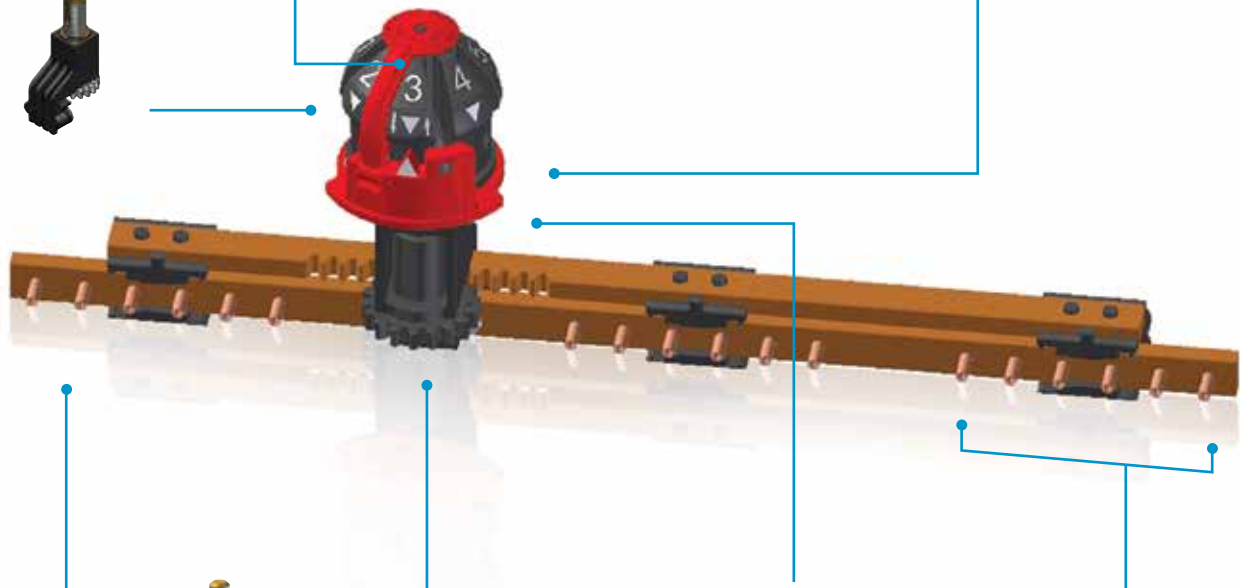
- Aluminium
- CAP
- Handle



## Security

Lockable system

- Ø 6 mm
- Ø 8 mm



- 10A Ø 2,1
- 60A M5
- 30A Ø 3,1
- 60A Ø 5,1
- On request tin /silver plated



## Gear Polyamide

- On request aluminium

## L (mm)

- 50
- 70
- 100
- 130
- 150
- 180
- 200



## N° Positions

- 2 ÷ 7



## Voltage Max (kV)

- 24
- 36

## Basic Connection (page 30)

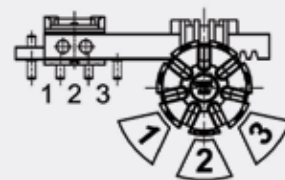
- A
- B
- C
- D
- E
- F
- G
- H
- I
- L



- Standard IEC 60214

## Orientation numbering

S.O.



S.A.

